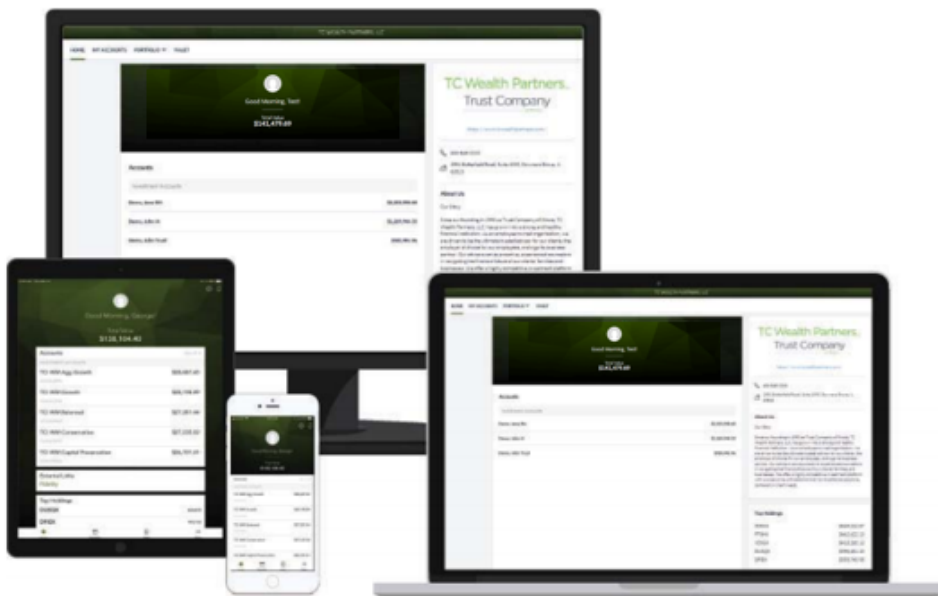



TC CONNECT CLIENT USER GUIDE





Good Afternoon, Test!

Total Value
\$142,089.13

Accounts

TCI WM Agg Growth XXXXX3993	\$28,946.43
TCI WM Growth XXXXX3996	\$28,851.49
TCI WM Conservative XXXXX3995	\$28,231.80
TCI WM Balanced XXXXX4000	\$28,180.19
TCI WM Capital Preservation XXXXX4002	\$27,879.22

TC Wealth Partners^{LLC} Trust Company of Illinois

<https://www.tcwealthpartners.com/>

630-545-2200

1901 Butterfield Road, Suite 1000, Downers Grove, IL 60515

About Us

Our Story

Since our founding in 1993 as Trust Company of Illinois, TC Wealth Partners, LLC, has had one mission: to improve the financial and personal lives of our clients through the development of trusting relationships. We promise to gain a deep understanding of your situation and priorities, provide intelligent and thoughtful insights, and be collaborative and highly intentional in matters surrounding your wealth, to enable you to 'get it right' with all of your financial decisions.

Top Holdings

DODIX	\$29,144.55
DUSQX	\$28,879.35
BSIIX	\$12,464.54
DFIEX	\$9,499.80
PTIAX	\$9,135.10

External Links

- Fidelity
- Pershing/BNY NetXInvestor
- TC Wealth Partners / Trust Company of Illinois

GETTING STARTED

- Navigate to *www.TCWealthPartners.com*
- Click Login icon in upper right corner
- Click TC Connect Login

The screenshot shows the TC Wealth Partners website. At the top right, there is a "Login" button. Below the navigation bar, the main header reads "TC Wealth Partners LLC Trust Company of Illinois". A secondary navigation bar includes "WEALTH MANAGEMENT", "TRUST SERVICES", "RETIREMENT PLANS", and "INVESTMENT APPROACH". A large banner features the text "Secure Login CLIENT ACCESS". Below this, three options are presented: "401(k) or 403(b) Plan Access:", "Login to TC Connect: For Help: User Guide >", and "Need Help Accessing Your Accounts?". The "Login to TC Connect" option is highlighted with a green border and a "TC Connect Login" button below it. A "Contact Us" button is also visible.

- Enter Username & Password

The screenshot shows the login form on the TC Wealth Partners website. It features the company logo at the top, followed by input fields for "Username" and "Password". A blue "Sign In" button is positioned below the fields. A link for "Trouble Logging In?" is located at the bottom left of the form area.

NET WORTH

View all of your accounts in one easy to read report with ability to group and filter by account

TC WEALTH PARTNERS, LLC

HOME NET WORTH **▼** PORTFOLIO **▼** VAULT [Return to My User](#) | TEST

Accounts

\$142,089.13
Total Value

5 Accounts

My Accounts: 5 Collapse All

Account Number	Account Name	Custodian	Value ▼	As of Date	Last Updated
> XXXXX3993	TCI WM Agg Growth	Fidelity IWS	28,946.43	08/21/2019	--
> XXXXX3996	TCI WM Growth	Fidelity IWS	28,851.49	08/21/2019	--
> XXXXX3995	TCI WM Conservative	Fidelity IWS	28,231.80	08/21/2019	--
> XXXXX4000	TCI WM Balanced	Fidelity IWS	28,180.19	08/21/2019	--
> XXXXX4002	TCI WM Capital Preservation	Fidelity IWS	27,879.22	08/21/2019	--

HOUSEHOLD DASHBOARD

View Household Activity, Investment Allocation, Projected Income, Transactions, and Gain Loss at a glance.

HOME MY ACCOUNT **PORTFOLIO** **▼** VAULT [Return to My User](#) | GEORG

George Washington Demo Portfolio **▼**
Filter

Month To Date as of 05/03/2019 (i) (g)

Activity Summary >

Beginning Value	142,122.61
Net Additions	0.00
Gain/Loss	67.44
Ending Value	142,190.05

Allocation >

142.2K

Group By: Classes **▼**

Domestic Sto...	32.4%	46,092.19
International Sto...	20.6%	29,269.51
MLP	1.0%	1,363.37
Infrastructure	4.0%	5,630.58
Taxable Bonds	34.7%	49,354.37

Allocation vs Target >

	CURRENT	TARGET
Taxable Bonds	34.7%	40.0%
International Stocks	20.6%	18.0%
Domestic Stocks	32.4%	30.0%
Infrastructure	4.0%	5.0%
MLP	1.0%	0.0%
Cash and Cash Equivalents	3.9%	3.0%
Complementary Multistrategy	3.4%	4.0%

Transactions >

Income (S)	67.10
------------	-------

Gain Loss >

Unrealized	4.1K	+	Realized	--	=	Total	4.1K
Unrealized Gain Loss							4,132.34
% UGL							2.99%
Short-Term							934.01
Long-Term							3,198.33

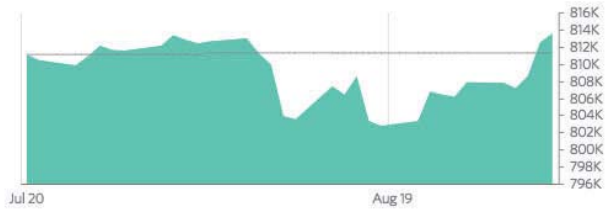
Projected Income >

Total Income 3,266.43

ACTIVITY SUMMARY

View activity and changes in your portfolio or account.

Activity Summary



Beginning Value	810,551.20
+ Net Additions	175.71
+ Gain/Loss	2,844.44
Ending Value	813,571.35

TRANSACTIONS

View and filter the most recent transactions in your portfolio.

TRANSACTIONS

Date	Action - Symbol	Amount
12/31/13	Dividend Reinvestment - FDRXX	0.01
12/31/13	Dividend - FDRXX	0.01
12/31/13	Dividend Reinvestment - FDAXX	0.14
12/31/13	Dividend - FDAXX	0.14
12/31/13	Dividend Reinvestment - FDAXX	1.29
12/31/13	Dividend - FDAXX	1.29

Transactions

Back
Export

Date	Account	Type	Asset Name	Action	Price	Amount
12/31/13	Barker 529	Dividend Reinvestment	PRIME FUND DAILY MONEY CLASS	Dividend Reinvestment	1.0	0.1
12/31/13	Barker 529	Dividend	PRIME FUND DAILY MONEY CLASS	Dividend	--	0.1
12/31/13	Barker Children	Dividend Reinvestment	FIDELITY CASH RESERVES	Dividend Reinvestment	1.0	0.4
12/31/13	Barker Children	Dividend	FIDELITY CASH RESERVES	Dividend	--	0.4
12/30/13	Barker Children	Cash Deposit	CASH	Cash Deposit	1.0	3,097.7
12/30/13	Barker Children	Buy	FIDELITY CASH RESERVES	Buy Money Market	1.0	3,097.7
12/23/13	Barker Children	Sale	FIDELITY CASH RESERVES	Sale	1.0	30,244.2

GAIN/LOSS INFORMATION

View year to date realized capital gains and evaluate unrealized gain/loss.

GAIN/LOSS

	Taxable	Tax-Deferred	Asset Summary All Accounts
Market Value	15,152,751.89	13,207,403.14	28,360,155.04
Current Cost Basis	13,185,759.29	12,070,761.40	25,256,520.68
Unrealized Gain/Loss	1,966,992.61	1,136,641.75	3,103,634.36
% Gain/Loss	15%	9%	12%
Short-Term	45,693.88	1,102,141.48	1,147,835.36
Long-Term	1,921,298.72	34,500.27	1,955,798.99
Realized Gain/Loss	15.78	--	15.78
Short-Term	15.78	--	15.78
Long-Term	--	--	--

GAIN/LOSS

Group by: Account/Asset | Expand Level - Collapse All

Classes	Symbol	Units	Price	Cost Basis	Accrual	Ending Value	
				964,702.14	5,139.09	964,702.14	
	CASH	0.00	0.00	0.00	0.00	0.00	
	ACHINES	IBM	18,757.00	1.00	18,757.00	0.00	18,757.00
	RESERVES	FDRXX	3,991.45	1.00	3,991.45	0.00	3,991.45
	ATION	ORCL	19,703.90	1.00	19,703.90	0.00	19,703.90
⊕	JOHNSON & JOHNSON COM	JNJ	36,636.00	1.00	36,636.00	0.00	36,636.00
⊕	CISCO SYS INC	CSCO	8,972.00	1.00	8,972.00	0.00	8,972.00
⊕	GENERAL ELECTRIC CO COM	GE	11,772.60	1.00	11,772.60	0.00	11,772.60
⊕	INTL GAME TECHNOLOGY	IGT	8,586.90	0.89	8,586.90	944.56	8,586.90
⊕	BRISTOL MYERS SQUIBB	BMY	2,657.50	1.00	2,657.50	0.00	2,657.50
⊕	COLGATE PALMOLIVE CO COM	CL	24,779.80	1.00	24,779.80	0.00	24,779.80
⊕	ADOBE SYS INC	ADBE	8,263.30	1.00	8,263.30	0.00	8,263.30
⊕	PRIME FUND DAILY MONEY CLASS	FDAXX	180,635.91	1.00	180,635.91	0.00	180,635.91
⊕	LEVEL 3 COMMUNICATIONS INC	LVLT	199.02	1.00	199.02	0.00	199.02

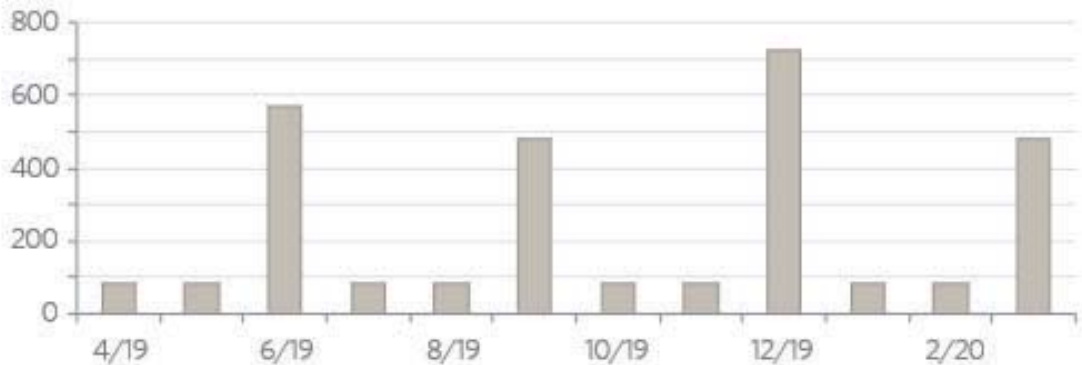
DIGITAL DOCUMENT VAULT

Access to custodial statements, documents, and reports shared by your advisor.

Statements	Name	Portfolio / Account	Start Date
	Statement - 03-19 - 676863993	TCI WM Agg Growth	03/01/2019
	Statement - 03-19 - 676863995	TCI WM Conservative	03/01/2019
	Statement - 03-19 - 676863996	TCI WM Growth	03/01/2019
	Statement - 03-19 - 676864000	TCI WM Balanced	03/01/2019
	Statement - 03-19 - 676864002	TCI WM Capital Preservation	03/01/2019
	Statement - 02-19 - 676863993	TCI WM Agg Growth	02/01/2019
	Statement - 02-19 - 676863995	TCI WM Conservative	02/01/2019

PROJECTED INCOME

Projected Income



Total Income 2,938.33

Dividends 2,938.33

Taxable 2,933.41

Tax-Exempt 4.91

View a snapshot of expected dividends and interest payments

LOGIN PROBLEMS

- Select “trouble logging in?” on the sign-in page for help.
- You will receive an email with a link to access the site.

Trouble logging in?

What's the problem?

I forgot my password.

I forgot my username.

I need to unlock my account.

MOBILE APPLICATION



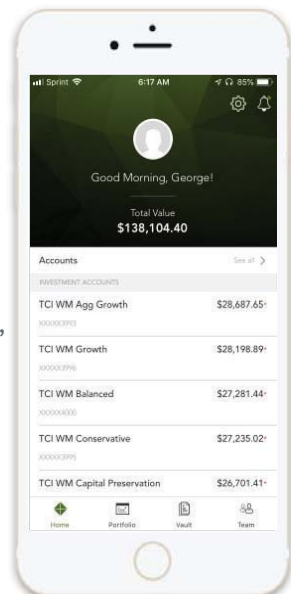
Black Diamond Wealth Platform

Black Diamond Performance R...

OPEN



1. Open Apple App Store or Google Play
2. Search “Black Diamond Wealth Platform”
3. Download Application & Open



Investment advisory services provided through TC Wealth Partners, LLC, an investment advisor registered with the U.S. Securities and Exchange Commission (SEC). Trust services and retirement plan services are provided by the Trust Company of Illinois, a trust company chartered by the Illinois Department of Financial and Professional Regulation.